

# Sharing the Road with LARGE TRUCKS and BUSES

Large trucks and buses are important to the economy and have a large presence on Missouri's highways.

Every day, millions of Americans get behind the wheel and head out on the highway to get to work or school, but for the drivers of large trucks and buses, the highways are their workplace.

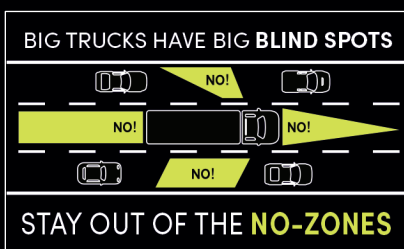
It's not easy driving a large truck or bus. They are longer, taller, and heavier than the average vehicle and face different challenges on our roadways.

## TIP #1 - STAY OUT OF THE "NO-ZONE"

Because of their height and length, blind spots called "No-Zones" exit on all four sides of large trucks and buses that prevent them from seeing things around them. Traveling in these areas will increase the potential for getting into a crash.

- **Front No-Zone.**

The front no-zone can extend nearly 20 feet ahead of a large truck or bus. Smaller objects, including bicycles, motorcycles, compact sedans, and pedestrians can hide in these no zones unintentionally.



- **Side No-Zones.** When you are traveling beside a large truck or bus, make sure to not linger alongside them for too long. Side no-zones extend on both sides of a large truck or bus in varying lengths and angles. Slow down or move ahead to stay visible!

- **Rear No-Zone.** When you are traveling behind a large truck or bus, make sure to keep extra distance between you and them. Rear no-zones can range from 30 feet up to 200 feet from the back of a large truck or bus. Tailgating a large truck or bus can not only put you in a blind spot, but it can block your vision of what's ahead.

*Did you know? Some large trucks and buses don't have rear-view mirrors. A rear-view mirror on a tractor-trailer would only show the truck driver his or her own trailer, which would be pointless. These truck and bus drivers must rely on their two side mirrors to be able to see all around them.*

It can be tricky to know if you are in a blind spot, but there is one way to know for sure. If you can see the driver's face in their side mirror, then the driver has the potential to see you. However, if you cannot see the driver in the side mirror, then they might have no idea that you are driving next to or behind them.



# Sharing the Road with LARGE TRUCKS and BUSES

Large trucks and buses are important to the economy and have a large presence on Missouri's highways.

Every day, millions of Americans get behind the wheel and head out on the highway to get to work or school, but for the drivers of large trucks and buses, the highways are their workplace.

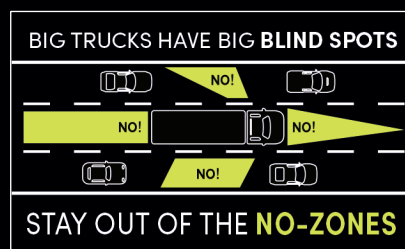
It's not easy driving a large truck or bus. They are longer, taller, and heavier than the average vehicle and face different challenges on our roadways.

## TIP #1 - STAY OUT OF THE "NO-ZONE"

Because of their height and length, blind spots called "No-Zones" exit on all four sides of large trucks and buses that prevent them from seeing things around them. Traveling in these areas will increase the potential for getting into a crash.

- **Front No-Zone.**

The front no-zone can extend nearly 20 feet ahead of a large truck or bus. Smaller objects, including bicycles, motorcycles, compact sedans, and pedestrians can hide in these no zones unintentionally.



- **Side No-Zones.** When you are traveling beside a large truck or bus, make sure to not linger alongside them for too long. Side no-zones extend on both sides of a large truck or bus in varying lengths and angles. Slow down or move ahead to stay visible!

- **Rear No-Zone.** When you are traveling behind a large truck or bus, make sure to keep extra distance between you and them. Rear no-zones can range from 30 feet up to 200 feet from the back of a large truck or bus. Tailgating a large truck or bus can not only put you in a blind spot, but it can block your vision of what's ahead.

*Did you know? Some large trucks and buses don't have rear-view mirrors. A rear-view mirror on a tractor-trailer would only show the truck driver his or her own trailer, which would be pointless. These truck and bus drivers must rely on their two side mirrors to be able to see all around them.*

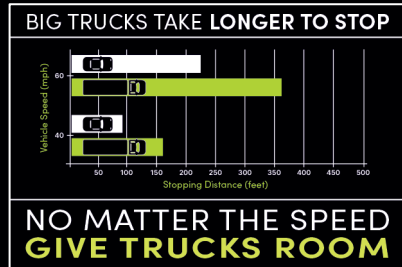
It can be tricky to know if you are in a blind spot, but there is one way to know for sure. If you can see the driver's face in their side mirror, then the driver has the potential to see you. However, if you cannot see the driver in the side mirror, then they might have no idea that you are driving next to or behind them.



## TIP #2 - DON'T CUT IT CLOSE

Large trucks and buses are significantly heavier than other vehicles. Most passenger vehicles weigh about 3,000-6,000 pounds, but a tractor trailer can weigh 80,000 pounds! It can take a large truck or bus longer to stop due to their weight. In fact, a fully loaded truck traveling in good road conditions at highway speeds needs a distance of nearly two football fields to stop!

Never cut off a large truck or bus or move in front of

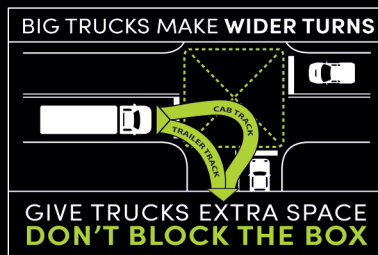


them too quickly. Even if you are visible to them, if the truck or bus driver needs to reduce its speed abruptly, it will need a longer distance to come to a stop.

It's okay to pass a large truck or bus but do it safely. Make sure you have extra time to get around them. There's an easy rule to use on the road to know when it is safe to merge in front of a large truck or bus - look for both of their headlights in your rear-view mirror. If you can see that, then you are safe to get back in front of the large truck or bus without cutting them off.

## TIP #3 - ANTICIPATE WIDE TURNS

The size of a large truck or bus makes it nearly impossible for the driver to make tight turns like other vehicles. Fully loaded trucks and buses also have a much higher center of gravity, making it easier for a large truck or bus to tip over. To avoid this situation, they will often move into adjacent lanes prior to and after a turning maneuver to avoid driving over a curb or sidewalk or hitting a car in an opposing travel lane.



*Did you know? Intersections are marked with stop lines. Stopping beyond the stop lines leaves your vehicle exposed in the intersection, potentially blocking a turning truck or bus and causing a traffic jam or potential collision.*

Watch the turning signal to see what the driver intends to do. Stay back at least a car length when stopped behind a large truck or bus. Don't squeeze by a large truck or bus while it is making a turn!

## TIP #4 - BE PATIENT

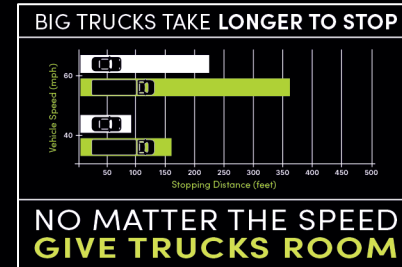
Large trucks and buses accelerate more slowly than a smaller vehicle. They are likely hauling a very heavy load, and some are governed by speed limiters. Be patient and give them room!

*Together, we can help everyone stay safe on the road!*

## TIP #2 - DON'T CUT IT CLOSE

Large trucks and buses are significantly heavier than other vehicles. Most passenger vehicles weigh about 3,000-6,000 pounds, but a tractor trailer can weigh 80,000 pounds! It can take a large truck or bus longer to stop due to their weight. In fact, a fully loaded truck traveling in good road conditions at highway speeds needs a distance of nearly two football fields to stop!

Never cut off a large truck or bus or move in front of

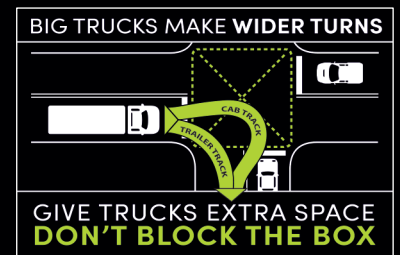


them too quickly. Even if you are visible to them, if the truck or bus driver needs to reduce its speed abruptly, it will need a longer distance to come to a stop.

It's okay to pass a large truck or bus but do it safely. Make sure you have extra time to get around them. There's an easy rule to use on the road to know when it is safe to merge in front of a large truck or bus - look for both of their headlights in your rear-view mirror. If you can see that, then you are safe to get back in front of the large truck or bus without cutting them off.

## TIP #3 - ANTICIPATE WIDE TURNS

The size of a large truck or bus makes it nearly impossible for the driver to make tight turns like other vehicles. Fully loaded trucks and buses also have a much higher center of gravity, making it easier for a large truck or bus to tip over. To avoid this situation, they will often move into adjacent lanes prior to and after a turning maneuver to avoid driving over a curb or sidewalk or hitting a car in an opposing travel lane.



*Did you know? Intersections are marked with stop lines. Stopping beyond the stop lines leaves your vehicle exposed in the intersection, potentially blocking a turning truck or bus and causing a traffic jam or potential collision.*

Watch the turning signal to see what the driver intends to do. Stay back at least a car length when stopped behind a large truck or bus. Don't squeeze by a large truck or bus while it is making a turn!

## TIP #4 - BE PATIENT

Large trucks and buses accelerate more slowly than a smaller vehicle. They are likely hauling a very heavy load, and some are governed by speed limiters. Be patient and give them room!

*Together, we can help everyone stay safe on the road!*